



## **CES University Roll-up Report - 201505**

### **UVic Course Experience Survey - Summer 2015**


Project Audience 18300  
Responses Received 7102  
Response Ratio 39%

**Creation Date** Tue, Oct 06, 2015





1. The instructor was prepared for course sessions


University Roll-up Report - 201505



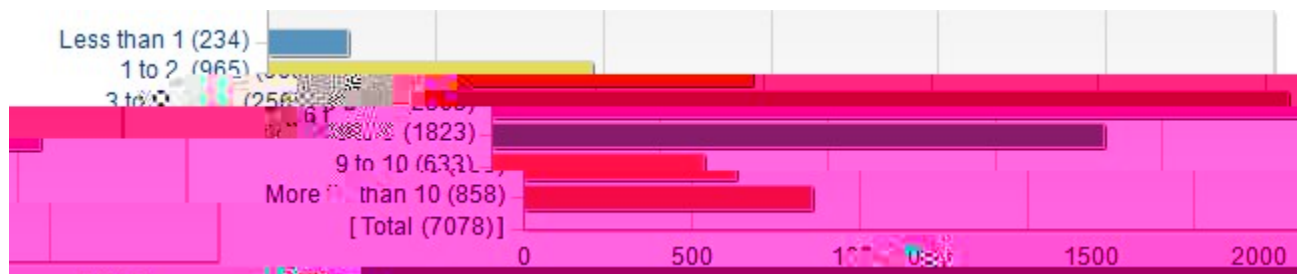
Statistics	Value
Response Count	7331
Mean	4.29
Median	5.00
Standard Deviation	+/-0.94



Statistics	Value
Response Count	7345
Mean	4.12
Median	4.00
Standard Deviation	+/-1.01



Standard Deviation	+/-0.97		
--------------------	---------	--	--



**As a result of my experience in this course, my interest in the material:**

